

Trinity Lutheran College

Annual Report 2021



Welcome. Trinity Lutheran College is an independent co-educational College for students from Preparatory to Year 12 which seeks to provide quality Christian education in a caring environment.

DISCOVER MORE ABOUT OUR COLLEGE COMMUNITY

92%

OVERALL STUDENT
ATTENDANCE

100%

QTAC OFFERS



PARENT
SATISFACTION

100%

TEACHER
PARTICIPATION IN PD

Principal Dr Tsae Wong | **Council Chair** Mr Paul Kleinschmidt





May 2022

This report has been produced by Trinity Lutheran College to meet reporting obligations of the Queensland and Australian Governments

Our Students



 674 FEMALE STUDENTS	 582 MALE STUDENTS	1256 TOTAL STUDENTS
---	---	-------------------------------

2021 Attendance Rate (%) by Year Level*

Prep – Year 6

95	95	94	95	94	95	93
PREP	YEAR 1	YEAR 2	YEAR 3	YEAR 4	YEAR 5	YEAR 6

Year 7 – Year 12

92	91	89	87	89	88	92%
YEAR 7	YEAR 8	YEAR 9	YEAR 10	YEAR 11	YEAR 12	overall

Retention Rate (%) Year 10 – Year 12

88	75	86	83	74	87
2016	2017	2018	2019	2020	2021

*The average student attendance rate. Student's attendance at Trinity Lutheran College is recorded each day. Parents/ caregivers are contacted if no advice/explanation has been given of a child's absence.

NAPLAN Results are publicly available at <https://www.myschool.edu.au/>

To find out more about *Our Students* contact admissions@tlc.qld.edu.au

33 SOUTH COAST REGIONAL TEAMS	500 PERFORMING ARTS STUDENTS	29 SPORT WALL OF FAME (QLD/NATIONAL)	255 PRIVATE ARTS TUITION STUDENTS	48 HINTERLAND DISTRICT TEAMS	40 ARTS EXCELLENCE
---	--	--	---	--	------------------------------

Student Characteristics

- + Diverse cultural backgrounds

Social Climate

- + Excellent pastoral care
- + Anti-bullying environment
- + Character and leadership development

Learning Experiences


Christian Education

- + Regular school chapels
- + Class devotions
- + Christian studies

Intensive Literacy

- + Years 1-5 (Intervention program)

Performing Arts

- + Comprehensive co-curricular program with 44 instrumental, choral, drama and dance ensembles rehearsing every week
- + Free Year 2 Strings & Year 4 Band program
- + Instrumental, vocal & dance private tuition
- + Musical production P-12 with 400 students 
- + Arts Excellence programs

Sport

- + APS and JNR APS Inter-School Competition
- + Inter-house swimming, cross-country and athletics carnivals
- + Hinterland District/South Coast Regional Sport
- + Other: Rowing, Strength and Conditioning, Velocitas Sports Excellence, Water Polo Excellence, Tennis Development Squads, Speed and Endurance Squads, CBSQ Basketball and Vicki Wilson Netball

LOTE

- + Japanese P-12
- + German 6-12
- + Chinese 6-9

Camp

- + Year 3, 2-day camp
- + Years 4/5, 3-day camp
- + Year 6, 3-day outdoor camp
- + Years 7-9, 4-day outdoor camp
- + Year 10, 6-day expedition

Our Staff



106
WOMEN
ON STAFF



47
MEN
ON STAFF




0
TOTAL
INDIGENOUS STAFF

86
TOTAL
TEACHING STAFF

67
TOTAL NON-
TEACHING STAFF

100%
+ TEACHER REGISTRATION
+ NON-TEACHING STAFF WITH BLUE CARD



\$101,751
INVESTMENT IN
PROFESSIONAL
LEARNING (PL)

76
PL DAYS ENGAGED
WITH BY STAFF IN
2020

97%
STAFF
ATTENDANCE

91.5%
2020-2021 STAFF
RETENTION RATE

Level of Attainment	Number of Staff
Doctorate	2
Masters	22
Post Graduate Diploma/Certificate	35
Bachelor Degree	136
Diploma/Certificate	131

Staff Learning

Professional Learning opportunities are provided for both teaching and non-teaching staff. The Staff Development Program has been compiled to include support and growth in the following three areas:



Educational

- + Undertaking of the annual government legislated accountable training sessions and the Lutheran Church of Australia (LCA) mandated training sessions



Theological

- + Participation in regular worship and spiritual development workshops
- + Staff Professional Development including units from the 'Connect' program
- + Encouragement for teaching staff to undertake the Graduate Certificate in Theology in Education



Personal

- + Undertaking the development of a personal folio for Professional Development programs

To find out more about
Our Staff contact
humanresources@tlc.qld.edu.au

Our Community



Lutheran schools in Queensland understand the important role parents play in the education of their children. Without a supportive home environment, the capacity of schools to maximise each child's learning is limited. When teachers, parents and the community work together to support each child, the child thrives.

There are many ways that parents can assist their children to be successful in their learning journey within a Lutheran school.

✔ Voluntary Support

- + Classroom Help
- + Library Help
- + Fund Raising
- + Friend Raising with P&F Events
- + Parent Support Groups
- + Foundation Committee
- + Financial Gifts
- + College Council
- + Being a homestay family
- + Sport Coaches
- + Tuck Shop Services

✔ Class Support

- + Cohort Events
- + Principal and HoC Tours
- + Foundation Events
- + Parent Information Evenings
- + P&F Events
- + Sporting Carnivals
- + Assemblies/Special Services (ANZAC)
- + Sporting & Performing Arts Events
- + Outdoor Education (Kokoda)

✔ Communication

- + What's on Weekly mailout sent bi-weekly
- + Year Level pages on Parent Portal
- + Email (Perf. Arts, Sports, teachers)
- + Principal's Termly letters
- + HoC Termly letters
- + Monthly College Newsletter
- + Mid-Year Connections magazine
- + Reflection Year Book
- + Social Media – Facebook, Facebook cohort pages, Instagram

✔ P&F Activities

- + Meetings held regularly to discuss ways to build community and provide resources

✔ Class Support

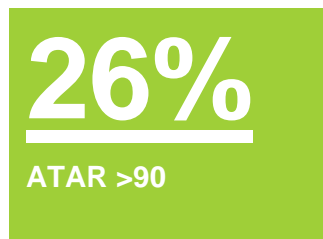
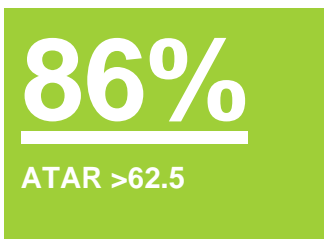
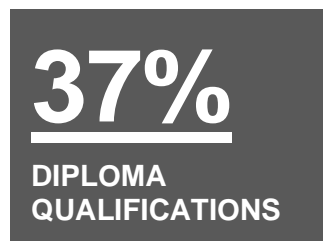
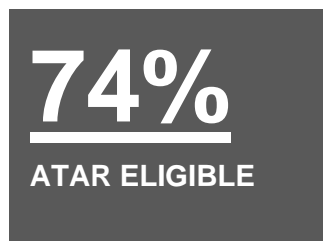
- + Sporting Program
- + Performing Arts Program
- + Reading Program
- + Excursions and Camps
- + Class Representative Program

✔ Funding

- + Find out more about Sources of School Funding at <https://www.myschool.edu.au/>

To find out more about
Our Community
contact cr@tlc.qld.edu.au

Our Graduates



Post School Destinations of Year 12 2021:



42%



9%



6%



6%



5%



10%

Other Pathways

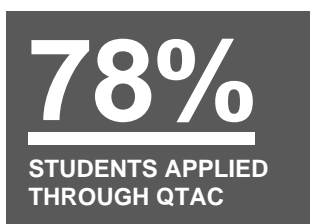
22%

Fields of Study	Offers
Creative Arts (Music, Graphic Design, Communication & Media)	5
Education	4
Engineering	5
Health	15
Information Technology	3
Management & Commerce	16
Natural & Physical Sciences	10
Society & Culture	17
Total	75



Next Step Destination Survey 2021

- + Conducted in March – June 2022
- + Students participated online or via a computer-assisted telephone interview
- + 2021 results available in September 2022



Visit the [website](#) for more information about Next Steps